

Tips for finding your ring size:

Measure your finger in warm temperatures at the end of the day.

If your knuckle is a lot larger than the base of your finger, use Method 2 below, except measure both the base of your finger and your knuckle and select a size in between the two.

Tips if you're buying the ring as a surprise:

Ask your intended recipient's mother or friend if they know his/her finger size.

Borrow one of your intended recipient's rings and use Method 1 below. (Make sure to borrow a ring that fits the finger you intend your gift ring to fit.)

Other tips and information:

When considering a wide band, move up a size from your measurement, for comfort's sake.

Different countries have different ring-size systems. All sizes listed here are standard American sizes.

The average woman's ring size is about 6. The average man's ring size is about 10.

Your ring size will be about half a size larger on your primary hand (i.e., the hand you write with).

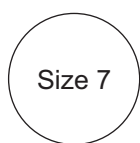
▶ **Print this page.** **NOTE:** For accurate ring-size results, you must make sure that you do not have "Shrink oversized pages to fit paper size" or "Expand small pages to paper size" selected in the Print dialog box. ◀

Method 1

Measure a ring that fits you (or your intended recipient):

Place a ring that fits you over the circle. Align the inside of the ring with the outside of the circle.

If the ring is between sizes order the next larger size.



Size 7

17.3 mm



Size 7.5

17.7 mm



Size 8

18.1 mm



Size 8.5

18.5 mm



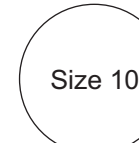
Size 9

19.0 mm



Size 9.5

19.4 mm



Size 10

19.8 mm



Size 10.5

20.2 mm



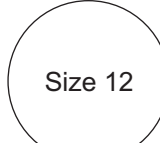
Size 11

20.6 mm



Size 11.5

21.0 mm



Size 12

21.4 mm



Size 12.5

21.8 mm



Size 13

22.2 mm

Method 2

Measure your finger and compare to the scale:

- 1 Find a piece of non-stretchy string about 6" long, or a strip of paper about 6" long and 1/4" wide.
- 2 Wrap it snugly around the base of your finger.
- 3 Using a pen, mark the point on the string or paper where it overlaps, forming a complete circle.
- 4 Compare the length of the string or paper to the lines on the paper below to determine your ring size.
If you are between sizes, order the larger size.

Size 7

Size 10

Size 7.5

Size 10.5

Size 8

Size 11

Size 8.5

Size 11.5

Size 9

Size 12

Size 9.5

Size 12.5

Size 13